

Week of May 4<sup>th</sup> – May 8<sup>th</sup>

Dear Third Grade Families,

We hope that all of you enjoyed a nice weekend. Please do not hesitate to reach out to your child's teacher with any questions regarding the activities and assignments. As a reminder, third grade teachers will have "office hours" from 10:30-11:30 every weekday. Math specialists, reading specialists and special education also have office hours every day from 8:30-9:30 should you need to reach out to them as well.

Please remember to visit the [Covid-19 Resource Page](#) that has been added to the Foxborough Public Schools homepage.

The information on that page details our Remote Learning Plan and clarifies the required and optional learning activities.

- Students will complete **Four MUST DO** assignments this week. These assignments are clearly highlighted at the top of this week's learning plan.
- Students will be using an online platform called Buzz to complete ALL Must-Do assignments. If you need help accessing Buzz, [click here](#) for directions.
- If you need clarification about which assignments are the "**MUST DOs**", how to access or use the Buzz platform, or your child's log in information please reach out to your child's teacher during their office hours

Teachers will be providing feedback to students about their assignment through the Buzz platform. We are asking that students have the math assignments completed by Wednesday and the reading assignment completed by Friday so that teachers have enough time to respond to each student. The rest of the learning activities are provided for learning and enrichment and do not need to be given to your child's teacher. The amount of may do assignments is completely up to you as we realize that some families want more, and others are feeling a bit overwhelmed.

As always, the health and wellbeing of our students and their families is our priority. Please let us know how we can continue to support you during this time. Our hearts are with our students and we miss them.

Fondly,

The Third Grade Team

## Grade 3 Resources

---

**Week of: May 4<sup>th</sup>- May 8<sup>th</sup>**

### ***TWO MATH MUST DO ASSIGNMENTS: DUE Wednesday***

**These are required assignments and will be submitted online to your child's teacher.  
Teacher feedback will be provided by Friday.**

**Visit the FPS Online Classroom (Buzz) to locate the assignment (if you need help with access, contact your child's teacher during their office hours).**






#### **Assignment 1: Content Must Do**

- In Buzz, you will watch a lesson video that teaches you how to calculate elapsed time word problems.
- Watch the video (multiple times if you need to!)
- Complete the must do assignment. You will want to do your number line work on paper or a whiteboard. You may upload a picture of your work to go with your answers (optional).

Name: \_\_\_\_\_ Time to the Minute

### Elapsed Time Word Problems Set 5


Directions: Read the word problems. Show the end times on the clocks.

- 1 The game started at 7:15. It lasted for 3 hours and 9 minutes. What time did the game finish? 
- 2 The rooster crowed for 37 minutes. If the rooster started at 4:25, what time did it finish? 
- 3 My grandpa ran errands for an hour and 13 minutes. If he left at 5:56, what time did he return? 
- 4 Tiffany read a book for 2 hours. If she started reading at 12:56, what time did she finish? 
- 5 Meg started her chores at 6:34. It took her 45 minutes. What time did she finish her chores? 

- When your response is done, you can submit it to your teacher. Your teacher will read your response and provide feedback to you on Buzz.

## Assignment 2: Problem Solving Must Do

- In Buzz, find the math activity with the image shown below.



What is the total number of dots you see?

How did you see it?

Record your thinking with numbers or words.

- Respond to the questions in Buzz. Be sure to use math vocabulary in your response. Your response should include both an answer and an explanation in

numbers and/or words. If you choose to draw your response or use a separate sheet of paper, you may upload a photo in the response box.

- When your response is done, you can submit it to your teacher. Your teacher will read your response and provide feedback to you on Buzz.

## **ELA MUST DO ASSIGNMENTS: DUE FRIDAY**

**These are required assignments and will be submitted online to your child's teacher.  
Teacher feedback will be provided by the following Wednesday.**

Visit the FPS Online Classroom (Buzz) to locate the assignment (if you need help with access, contact your child's teacher during their office hours).

### **Assignment 1: Reading Must Do**

- In **Buzz**, read or listen to the fable *The Fox and The Crow*
- After reading the fable answer the prompt, what is the life lesson or moral of the fable? Provide at evidence from the text to support your thinking. Be sure to look at the exemplar before you begin your response.
- When your response is done, you can submit it to your teacher. Your teacher will read your response and provide feedback to you on Buzz.

### **Assignment 2: Word Work Must Do**

- In **Buzz**, you will watch a video to learn about the suffix –ion (watch it multiple times if you need to).
- Complete the must do assignment by downloading and printing the word sort to work with.  
**Cut out headings and words and sort according to each suffix.**  
If you can't print, draw your own four column chart and write the words into the matching suffix columns.

base -ct	-tion	-sion
base -ss		Out of form
collect	collection	express
expression	protect	discuss
protection	subtraction	select
construct	connect	oppress
selection	possess	subtract
confession	connection	construction
oppression	impress	possession
discussion	confess	impression

- Take a picture of your word sort and upload your photo. If you can't take a picture use the table tool on Buzz to make your own chart and type the words into your chart where they belong. Please see the example on Buzz if you are not sure how to create your chart.
- When your response is done, you can submit it to your teacher. Your teacher will read your response and provide feedback to you on Buzz.

## MAY DO ACTIVITIES:

If you are looking for *additional* learning activities for your child, this is a *suggested* plan. The activities below are NOT required and work from these activities should not be submitted to teachers. You and your child can pick and choose as needed.

	Reading	Writing	Math	Science/Social Studies
<b>M O N D A Y</b>	Read or have someone read to/with you for 30-35 minutes. You may also choose to read to or with one of your stuffed animals or a pet (if you have one).	Read or listen to the article <a href="#">“Should You Know How to Write Like This?”</a> . (When you click on this link, it will bring you to a PowerPoint slide. Click on Slide Show, then Click on From Beginning. Hit the three dots on the microphone symbol, then hit	<b>Begin work on your MATH MUST DO ASSIGNMENTS.</b>  They are both due Wednesday.	Science  1. Parts of a Plant Either watch this <a href="#">video</a> or read this <a href="#">article</a> about the parts of a plant.

	<p>Fables are short stories that were told to entertain and teach a moral or a life lesson. Read the fable <a href="#">The Dog and His Shadow</a>. <b>(When you click on this link, it will bring you to a PowerPoint slide. Click on Slide Show, then Click on From Beginning. Hit the three dots on the microphone symbol, then hit PLAY)</b></p> <p>Use this <a href="#">template</a> to write about the moral or lesson to be learned from the story. Share what you learned with someone at home.</p>	<p><b>PLAY)</b></p> <p>The article discusses whether children should still be taught cursive in school.</p> <p>As you read the article, think about the reasons that were given to support learning cursive and the reasons that were given that do not support learning cursive. Fill out this <a href="#">graphic organizer</a> with the pros and cons.</p>		<ol style="list-style-type: none"> <li>2. Complete this <a href="#">worksheet</a> about the parts of a plant.</li> <li>3. Optional: At home <a href="#">experiment</a>. This is also demonstrated during the video.</li> </ol>
<p><b>T U E S D A Y</b></p>	<p>Read or have someone read to/with you for 30-35 minutes. You may also choose to read to or with one of your stuffed animals or a pet (if you have one).</p> <p>Read or listen to the fable <a href="#">The Bad Kangaroo</a> by Arnold Lobel. <b>(When you click on this</b></p>	<p>Reread the article, “<a href="#">Should You Know How to Write Like This?</a>”.</p> <p><b>(When you click on this link, it will bring you to a PowerPoint slide. Click on Slide Show, then Click on From Beginning. Hit the three dots on the microphone symbol, then hit PLAY)</b></p> <p>Review the graphic organizer that you completed yesterday that goes with the article.</p>	<p>Try It Tuesday:</p> <ol style="list-style-type: none"> <li>1. Watch this <a href="#">video</a> to review how to tell time to the nearest minute.</li> <li>2. Here is some more printable <a href="#">practice</a> with telling time to the minute.</li> <li>3. Game time! <ul style="list-style-type: none"> <li>• <a href="#">Cover It!</a></li> <li>• Print and play <a href="#">Roll and</a></li> </ul> </li> </ol>	<p><b>Science</b></p> <ol style="list-style-type: none"> <li>1. Mystery Doug Video <a href="#">Why Do Plants Give Us Fruit?</a></li> </ol> <p>Optional: <a href="#">Hands-On Activity</a>. You can substitute other fruits and/or vegetables that you have or are familiar with to answer the questions. <a href="#">Activity Worksheet</a></p>

	<p><b>link, it will bring you to a PowerPoint slide. Click on Slide Show, then Click on From Beginning. Hit the three dots on the microphone symbol, then hit PLAY)</b></p> <p>What is the lesson or moral of the story? Share what you learned with someone at home.</p> <p>If you would like another activity to do, choose 3 words worth noticing. Make 3 columns:  <b>Word Meaning Sketch</b>  Write the new word, infer the meaning, and draw a quick sketch of the word in context. Try using the words that you noticed while talking to your parents or your siblings. Facetime a family member and use as many of these words as possible!</p>	<p>So, what do <b>YOU</b> think? Should students learn cursive in school or not? Write a flash draft about your opinion.</p> <ol style="list-style-type: none"> <li>1. Set your timer and write as much as you can in 5 minutes.</li> </ol> <p>Here are some Sentence Starters:</p> <p>I believe...</p> <p>Have you ever...</p> <p>Let's not forget...</p> <p>You wouldn't believe...</p> <p>If you think that's bad...</p> <p>Another reason...</p> <p>I don't know about you, but...</p> <p>For all these reasons...</p> <ol style="list-style-type: none"> <li>2. Another activity to try today is write your name (first and last) in cursive 5-10 times. Use this <a href="#">chart</a> as a reference.</li> </ol>	<p><a href="#">Write a Time (NEW! Set 2)</a></p> <ul style="list-style-type: none"> <li>• <a href="#">Time Travel Game</a></li> <li>• <a href="#">Splash Math Time</a></li> <li>• <a href="#">On Time</a></li> <li>• <a href="#">Clock Splat</a></li> </ul>	<ol style="list-style-type: none"> <li>2. Watch Life Cycle of an Apple Tree  <a href="https://safeyoutube.net/w/vtw">https://safeyoutube.net/w/vtw</a></li> <li>3. Optional Reading:  <a href="#">Mystery Science Fruit Salad</a></li> </ol>
<p><b>W E</b></p>	<p><b>Begin work on your ELA Must Do assignments.</b></p>	<p>Today writers, you will go back to the flash draft you wrote yesterday and use that information to write a</p>	<p><b>REMEMBER: YOUR TWO MATH MUST DO ASSIGNMENTS ARE DUE</b></p>	<p>Science: Plant and Animal Life Cycles</p>

**D  
N  
E  
S  
D  
A  
Y**

**Reading Must Do:**

In [Buzz](#), read and/or listen to the Aesop's fable [The Fox and The Crow](#).

After reading the story, please respond to the writing prompt. Your response should be in paragraph form and contain a topic sentence, evidence from the story to support your answer and a closing sentence

**Word Work Must Do:**

In Buzz, begin work on your word work Must Do. You will be learning about the suffix -ion.

final draft of your opinion about learning cursive. If you need to listen to the article again, please do so!

1. Using your brainstorming graphic organizer from Monday, complete this [graphic organizer](#) to help you organize and elaborate on your ideas.
2. Use today's organizer to write an essay (paragraph) telling your opinion about whether students should learn cursive in school. Be sure to stick with your opinion throughout your essay and back up your opinion with reasons and details from your graphic organizer.

Here are some helpful Sentence Starters:

I believe...

Have you ever...

Let's not forget...

You wouldn't believe...

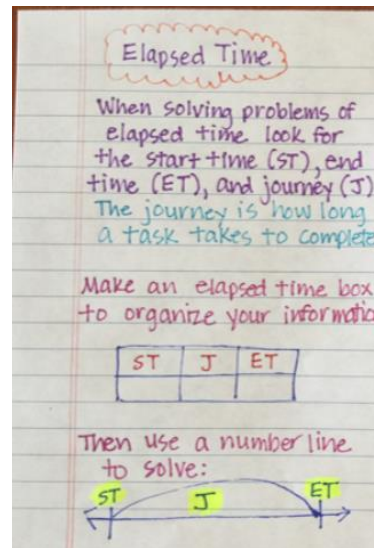
If you think that's bad...

**TODAY!**

Word Problem Wednesday:

Remember the must do videos you watched about elapsed time (maybe watch them again to refresh your memory!)? You can use what you learned there to solve these:

1. [Elapsed Time word problems set 2](#)



2. Ready to try your own? Think about the elapsed time word problems you have seen and solved so

1. Either watch this [video](#) or read this [article](#) about plant and animal life cycles.
2. Answer these [questions](#) about animal and plant life cycles or take this [online quiz](#).

Below are some optional ways to start growing a or making observations of a plant's life cycle. Fill out this [plant journal](#) or design your own to draw observations of your plant as it grows.

- [Grow your own Avocado Tree](#)
- **Baggie Bean Garden:** Place a wet paper towel into a plastic baggie. Place a bean seed on the paper towel and seal the bag closed. Hang it in a window that gets sunlight. Water the paper towel if it seems to get dry.
- **Plant observations:** Pick a plant outside that looks as though it is just starting to



		<p>Another reason...</p> <p>I don't know about you, but...</p> <p>For all these reasons...</p> <p>*You may not have time to finish all of this today. Not to worry... we are giving you time tomorrow to get the job done! 😊</p>	<p>far. Create and solve two of your own elapsed time word problems using this <a href="#">template</a>.</p>	<p>grow or bud. Draw a picture of what it looks like and label it. Make frequent observations of how it changes throughout the spring and record your observations in your journal.</p>
<p><b>T H U R S D A Y</b></p>	<p>Read or have someone read to/with you for 30-35 minutes. You may also choose to read to or with one of your stuffed animals or a pet (if you have one).</p> <p>Word Work Practice:</p> <p>Practice sorting <a href="#">these words</a> from your word work Must Do again. Choose two pairs of words (a base word and its matching word with a suffix) and write a sentence for each one. What do you notice about how each word is used in the sentence?</p>	<p>Finish your opinion essay from yesterday. Check to make sure that you have the following items in your essay:</p> <ul style="list-style-type: none"> <li>☑ Topic Sentence</li> <li>☑ 2-3 details (with elaboration) to support your claim</li> <li>☑ Concluding Statement</li> </ul> <p>Enrichment Activity:</p> <p>Grab a small piece of paper or a notecard and write down a compliment that you would like to give someone in your family. Write the compliment in cursive,</p>	<p>Think About It Thursday:</p> <ol style="list-style-type: none"> <li>1. Make a list of 3-5 activities you will do today. Keep track of the time you start each activity and the time you finish. Calculate the elapsed time for each activity. Here is an example: <ul style="list-style-type: none"> <li>• Work on ELA must do 10:45-11:12 = 27 mins</li> <li>• Empty the dishwasher 12:04-12:10 = 6 minutes</li> <li>• Ride my bike outside 2:03-3:00 = 57 minutes</li> <li>• Eat dinner 5:35-5:59 = 24 minutes</li> </ul> </li> <li>2. Play a round or two of <a href="#">Around the Block Bump!</a></li> </ol>	<p>Social Studies:</p> <p>Explore <a href="#">this map</a> of Colonial Boston. Make sure you also compare it to the map of present-day Boston. Answer these questions about the map on a piece of paper.</p> <ol style="list-style-type: none"> <li>1. In what direction is the compass pointing? Why do you think the mapmaker faced the map in that direction?</li> <li>2. Which areas of Boston were the most heavily settled? Why do you think that was?</li> <li>3. What type of land made up much of Boston? Pick a human-made feature or set of features on the map. Describe why you think it</li> </ol>

		<p>then sign your name in cursive. Use this <a href="#">cursive chart</a> as a reference.</p>		<p>was located where it was.</p> <ol style="list-style-type: none"> <li>Imagine you are living in Boston in 1723. What job might you have? Why do you think you'd do that kind of work?</li> <li>Why has Boston's shape changed so much?</li> </ol> <p>Optional:</p> <ol style="list-style-type: none"> <li>Read or have someone read aloud to you <a href="#">Chapter 3</a> and <a href="#">Chapter 4</a> of <a href="#">The Courage of Sarah Noble</a>.</li> </ol>
<p><b>F R I D A Y</b></p>	<p><b>REMEMBER: YOUR ELA MUST DO ASSIGNMENTS ARE DUE TODAY!</b></p> <ol style="list-style-type: none"> <li>Read or have someone read to/with you for 30-35 minutes.</li> <li>Listen to or read a poem on <a href="https://www.poetry4kids.com/poems/">https://www.poetry4kids.com/poems/</a>.</li> <li>Try listening to this poem, "<a href="#">A Real Groaner</a>". The ending will surprise you!</li> </ol> <p>After reading a poem choose 2 activities from the following list:</p> <ul style="list-style-type: none"> <li>Read your poem</li> </ul>	<p><b>Journal Friday:</b></p> <p>Today is a <b>FREE-WRITE DAY!</b></p> <p>Here are some ideas:</p> <ul style="list-style-type: none"> <li>Describe your day.</li> <li>Sketch a picture and write about it.</li> <li>You just listened to or a read a poem on poetry4kids.com. Choose a topic to write a short poem about.</li> <li>If you could make up 5 new rules in your home, what would they be?</li> <li>If you could trade places with anyone for the day, who would it be and why?</li> <li>Describe your perfect tree</li> </ul>	<p>Fluency Friday:</p> <ol style="list-style-type: none"> <li>Rewatch the <a href="#">video</a> that explains the Build Up strategy for multiplying by 6.</li> <li>Complete the <a href="#">Multiply by 6 practice</a>.</li> <li>Practice your 6's facts by choosing one of these options: <ul style="list-style-type: none"> <li>Print out a <a href="#">practice page</a> or two and use the build down strategy to practice.</li> <li>Play <a href="#">Snake Bump</a></li> <li>Play <a href="#">Multiplication</a></li> </ul> </li> </ol>	<p>Social Studies:</p> <p>Read or have someone read aloud to you <a href="#">Chapter 5</a> and <a href="#">Chapter 6</a> of <a href="#">The Courage of Sarah Noble</a>.</p> <ol style="list-style-type: none"> <li>Choose one of the activities below: <ul style="list-style-type: none"> <li>Draw a picture of your favorite part from one of the chapters.</li> <li>Answer the question: What does Sarah do after her father and Thomas leave</li> </ul> </li> </ol>

	<p>repeatedly, practicing your fluency and accuracy</p> <ul style="list-style-type: none"> <li>• Try memorizing the poem and reciting it for an audience.</li> <li>• Look for figurative language. Did you notice any similes, metaphors, alliterations, or personification?</li> <li>• Draw a picture of what you visualized while reading the poem</li> <li>• Look for rhyme, repetition, and rhythm</li> <li>• <b>Write one notebook page about how the poem made you feel. What did you wonder? Did you make any connections? What feeling did you get while reading the poem?</b></li> </ul>	<p>fort. What kinds of things would you have in it? Would you have special rules? Draw a picture to go with your writing.</p> <ul style="list-style-type: none"> <li>• Create your own story</li> </ul>	<p><a href="#">Squares</a></p> <ul style="list-style-type: none"> <li>• Use the <a href="#">fact fluency links</a> of the Foxborough website. Choose 6's facts when starting the game.</li> </ul>	<p>the cave and she is all alone? Why does she choose this activity?</p> <ul style="list-style-type: none"> <li>• Answer the question: Why do you think the Indian children come to Sarah's cave?</li> <li>• Answer the question: How does Sarah feel when she first sees the Indians? Why does that feeling change?</li> </ul>
--	---	---	---	---

## Digital Learning Links

[Story Online](#) (provides families with stories they can access online)

[TumbleBook](#) This website gives your student access to online books at the Boyden Library! Some can be read aloud to them and some on their own. This site requires your school's Card#.

Igo: Card# **23328000433274**

Taylor: Card# 23328000433241

Burrell: Card# 23328000433241

[Abdo Digital](#) (provides families with stories they can access online)

[National Geographic Kids](#) (great resource for nonfiction magazine articles)

[Scholastic News Magazine](#) (choose a nonfiction article to read on a topic of interest.)

[Math Problem of the Day](#) (children can begin their math routine with a problem of the day. Click grade 3 or try a grade below or higher!)

[Buzz Online Classroom](#) (children can log in using their typical computer logon credentials. Complete a math journal or two.)

[Foxborough Elementary Math Website](#) (these are links to games that allow children to practice the math concepts that we have learned in class so far. Currently, we are in the fraction unit, but children are free to explore any of the previous skill categories as well)

[Typing Club](#) (practice typing skills)

[Go Noodle for Families](#) (choose from a variety of videos to get some exercise in. Free to join)

[Freckle](#) (available in some classrooms)

**Just For Fun!!**

**Fun Extra Activities** (Here are some fun things you may consider doing as a family for “homework” this week)