

Week of May 18th-22nd

Dear Third Grade Families,

We hope that all of you enjoyed a nice weekend. Please do not hesitate to reach out to your child's teacher with any questions regarding the activities and assignments. As a reminder, third grade teachers will have "office hours" from 10:30-11:30 every weekday. Math specialists, reading specialists and special education also have office hours every day from 8:30-9:30 should you need to reach out to them as well.

Please remember to visit the [Covid-19 Resource Page](#) that has been added to the Foxborough Public Schools homepage.

The information on that page details our Remote Learning Plan and clarifies the required and optional learning activities.

- Students will complete **Four MUST DO** assignments this week. These assignments are clearly highlighted at the top of this week's learning plan.
- Students will be using an online platform called Buzz to complete ALL Must-Do assignments. If you need help accessing Buzz, [click here](#) for directions.
- If you need clarification about which assignments are the "**MUST DOs**", how to access or use the Buzz platform, or your child's log in information please reach out to your child's teacher during their office hours

Teachers will be providing feedback to students about their assignment through the Buzz platform. We are asking that students have the math assignments completed by Wednesday and the reading assignment completed by Friday so that teachers have enough time to respond to each student. The rest of the learning activities are provided for learning and enrichment and do not need to be given to your child's teacher. The amount of may do assignments is completely up to you as we realize that some families want more, and others are feeling a bit overwhelmed.

As always, the health and wellbeing of our students and their families is our priority. Please let us know how we can continue to support you during this time. Our hearts are with our students and we miss them.

Fondly,

The Third Grade Team

Grade 3 Resources

Week of: May 18th - May 22nd

TWO MATH MUST DO ASSIGNMENTS: DUE Wednesday

**These are required assignments and will be submitted online to your child's teacher.
Teacher feedback will be provided by Friday.**

Visit the FPS Online Classroom (Buzz) to locate the assignment (if you need help with access, contact your child's teacher during their office hours).

Assignment 1: Content Must Do

- In Buzz, you will watch a lesson video that teaches you how to break numbers apart to solve 2-digit x 1-digit multiplication problems.
- Watch the video (multiple times if you need to!)
- Complete the must do assignment. You will want to do your math (breaking apart numbers, drawing place value models) work on paper or a whiteboard. You may upload a picture of your work to go with your answers (optional).

1. $4 \times 33 =$

--	--

2. $3 \times 48 =$

--	--

3. $7 \times 25 =$

--	--

4. Leah went to the store for some beads to make a necklace. She bought 9 bags of beads, each containing 75 beads. How many beads did Leah buy in all? Show your math thinking when you solve.

5. Casey found 8 cans of tennis balls. Each can has 3 tennis balls. How many tennis balls did Casey find? Show all your math thinking.

- A. 51
- B. 64
- C. 34
- D. 44

- When your response is done, you can submit it to your teacher. Your teacher will read your response and provide feedback to you on Buzz.

Assignment 2: Problem Solving Must Do

- In Buzz, find the math activity with the image shown below.

WOULD YOU RATHER...

have 2 boxes of these
(12 in each box)

OR

have 4 boxes of these?
(6 in each box)



- Respond to the questions in Buzz. Be sure to use math vocabulary in your response. Your response should include both an answer and an explanation in numbers and/or words. If you choose to draw your response or use a separate sheet of paper, you may upload a photo in the response box.
- When your response is done, you can submit it to your teacher. Your teacher will read your response and provide feedback to you on Buzz.

ELA MUST DO ASSIGNMENTS: DUE FRIDAY

**These are required assignments and will be submitted online to your child's teacher.
Teacher feedback will be provided by the following Wednesday.**

Visit the FPS Online Classroom (Buzz) to locate the assignment (if you need help with access, contact your child's teacher during their office hours).

Assignment 1: Reading Must Do

- In Buzz, listen to the nonfiction article Climate Change Disrupting Monarch Butterfly Migration.

- After reading the article answer the prompt, *What is the main idea of the article? Use evidence from the text to explain your thinking. Include a topic sentence, 2+ pieces of evidence to support your thinking, and a conclusion sentence.*
- When your response is done, you can submit it to your teacher. Your teacher will read your response and provide feedback to you on Buzz.

Assignment 2: Word Work Must Do

- In Buzz, watch the video about different kinds of prefixes.
- After watching the video, print out the document and complete the sentences using the six prefixes you learned about. Be sure to read each sentence carefully to make sure the prefix you added makes sense in the context of the sentence.

Prefixes

A prefix is a word part that is placed at the BEGINNING of a word that changes the meaning of the new word.

in - not or without	il - not or without	sub - under, below, beneath, secondary
im - not or without	ir - not or without	mis - wrong

Directions: Write the correct prefix on the blank to complete the sentence. Be sure to remember what we discussed in the video to help you decide.

1. I try to be careful but sometimes I make a _____take.
2. The big, gray _____marine dived down into the water.
3. The stone has an _____regular shape to it.
4. It was _____possible to keep the two-year-old quiet during the movie.
5. Harry received a magical cloak that makes him _____visible.
6. After my paper fell in a puddle, the words were _____legible.
7. The student can add and _____tract two-digit numbers.
8. After we installed a key holder, it helped our dad not _____place his keys.
9. The chocolate chip cookies sitting on the counter were too _____resistible not to take one!
10. My teacher returned my homework to me because it was _____complete.
11. Have you learned about _____proper fractions yet?
12. The colonists thought the king's taxes were _____legal because they had no one representing them.



- When your response is done, you can submit it to your teacher. Your teacher will read your response and provide feedback to you on Buzz. If you cannot upload an image, you may type your answers in a list numbered 1-12 and submit it to your teacher. Be sure to type the whole word (prefix and base word) next to the correct sentence number.

MAY DO ACTIVITIES:

If you are looking for *additional* learning activities for your child, this is a *suggested* plan. The activities below are NOT required and work from these activities should not be submitted to teachers. You and your child can pick and choose as needed.

	Reading	Writing	Math	Science/Social Studies
M O N D A Y	<p>Read or have someone read to/with you for 30-35 minutes.</p> <p>Today you will hear about the Battle at Lexington & Concord (also known as “The Shot Heard ‘Round the World”).</p> <p>You will see the battle from Sam the Minuteman’s point of view. As you read or listen to the story, think about how Sam feels about the battle and the British soldiers.</p>	<p style="text-align: center;"><u>Search for Signs of Spring</u></p> <p>On a nice weather day, look outside for any signs of spring – cocoons, flowers blooming, people mowing, bees buzzing, etc.</p> <p>Take a photo or draw a picture of these signs of spring.</p> <p>Write a descriptive paragraph about your items. Be sure to include Adjectives and Sensory Words. (see list)</p> <p style="text-align: center;">Sensory Words List</p>	<p style="background-color: yellow;">Begin work on your MATH MUST DO ASSIGNMENTS.</p> <p>They are both due Wednesday.</p> <ol style="list-style-type: none"> Visit the third grade “Where is the Math?” on the Foxborough math website. Leave your comment for the math specialists to see! 	<p style="text-align: center;">Social Studies</p> <p>Explore this video to learn a bit about The Boston Tea Party.</p> <p>Read All About It! The Boston Tea Party Britannica Kids</p>

	Sam the Minuteman PowerPoint			
T U E S D A Y	<p>Read or have someone read to/with you for 30-35 minutes.</p> <p>Yesterday you read about the Battle at Lexington and Concord from Sam the Minuteman’s point of view. Today you will read about the same battle but this time it will be from George the Drummer Boy’s point of view. George is on the side of the British. What are some similarities and differences on how Sam and George view the battle? Did your own viewpoint change on how you perceived the colonists and the British soldiers?</p> <p>George the Drummer Boy PowerPoint</p>	<p>Create your own Treasure Map</p> <p>Draw a basic map of your yard. Hide your treasure somewhere in your yard - that will be X on your treasure map.</p> <p>Place toys & objects around the yard. Draw them on your treasure map. This will lead the way for someone who reads your map to find the treasure!</p> <p>Also include some obstacles or challenges along the way. For instance, when a person arrives at a certain object, they will find a note that you left there with certain instructions. Perhaps, “Do 10 jumping jacks!” or “Use the jump rope and you can’t move onto the next landmark until you do 10 jumps in a row!” or something silly to do like “Bark like a dog!”. Be creative! Use your imagination!</p>	<p>Try It Tuesday:</p> <p>Watch this video to learn about the attributes (or characteristics) that make up a polygon.</p> <p>Ready to practice? Pick one (or more) activities from the list below to try out what you have learned:</p> <ul style="list-style-type: none"> • Polygon practice sheets • Go on a polygon scavenger hunt! This can be done indoors or outdoors. Try to find as many polygons and non-polygons as you can. You can use the anchor chart (below) to help you. Which is easier to find? Keep a tally chart...maybe you could even turn it into a line plot for fun?! 	<p>Social Studies</p> <p>Watch this Liberty Kids video about the Boston Tea Party.</p> <p>Here are some questions to guide you through the episode.</p> <p>Liberty's Kids Episode 1 Viewing Guide for "The Boston Tea Party"</p>

			<p>What does polygon mean?</p> <p>The word polygon comes from two Greek words.</p> <div style="display: flex; justify-content: space-between;"> <div style="border: 1px solid black; padding: 5px; width: 45%;"> <p>Polygons</p>  </div> <div style="border: 1px solid black; padding: 5px; width: 45%;"> <p>The word poly means "many": polymorph = many forms polymath = someone with lots of different skills</p> <p>The word gon means "angle": hexagon = six angles</p> <p>The word polygon means "many angles".</p> </div> </div> <div style="border: 1px solid black; padding: 5px; width: 45%; margin-top: 5px;"> <p>Not polygons</p>  </div> <div style="border: 1px solid black; padding: 5px; width: 45%; margin-top: 5px;"> <p>A more helpful definition: A polygon is a closed 2D shape made of straight lines (e.g. not a circle, shapes with curves or an open loop!).</p> </div>
--	--	--	---

	<p>Word Work Must Do: In Buzz, begin work on your Word Work Must Do.</p>		<p>at a sleepover. There were __ popcorn pieces in the bag. Each person ate the same amount of popcorn. What is the number of pieces of popcorn that each person ate?</p> <ul style="list-style-type: none"> • Sophia had a vegetable garden. She planted ___ vegetables in ___ equal rows. How many vegetables were in each row? • Suzanne will arrange ___ books on ___ shelves in her office. Each shelf will have the same number of books. How many books will be on each shelf? 	
<p>T H U R S D A Y</p>	<p>Read or have someone read to/with you for 30-35 minutes.</p> <p>On the Abdo Website, search for Alligators. Choose an alligator book and jot down important facts you learned about alligators.</p>	<p><u>Butterfly Writing & Science Lesson</u></p> <p>Your classroom teacher has been sharing with you the growth of the Painted Lady Butterflies.</p>	<p>Think About It Thursday:</p> <ol style="list-style-type: none"> 1. Try these <u>Time to Tile puzzles</u> with elapsed time! Suggestion: tear or cut 10 small pieces of paper. Label each of the pieces with the digits 0, 1, 2, 3, 4, 5, 6, 7, 8, and 	<p><u>Science</u></p> <p>SEE THURSDAY WRITING</p> <p>Continue working on your Butterfly Journal or start one now! Use this free journal and print out new pages as you observe the butterflies OR</p>

	<p>Where do they live?</p> <p>What do they eat?</p> <p>What special body parts do they have?</p> <p>Other interesting facts?</p>	<p>This activity is part of your Science and Writing lesson.</p> <p>Watch The Life Cycle of a Butterfly and then use what you learned to describe the 4 stages:</p> <ul style="list-style-type: none"> • Egg Stage • Larvae Stage • Pupa Stage • Adult Stage <p>Draw a Diagram that shows these stages.</p> <p>Life Cycle of a Butterfly 2020</p>	<p>9. You can now use these to place on the puzzle so you can move them around if needed without having to erase! Each digit will be used once on each puzzle.</p> <p>2. Can you help the <u>diving dolphin</u> get the all the rings at the bottom of the pool? We know you can!</p>	<p>design your own to draw observations of your plant as it grows.</p> <p>Make sure to share your journal with your teacher. We would love to see it!</p> <p>Metamorphosis Brain Pop Video Username: BIT3 Password: 3grade</p>
<p>F R I D A Y</p>	<p>REMEMBER: YOUR ELA MUST DO ASSIGNMENTS ARE DUE TODAY!</p> <ol style="list-style-type: none"> 1. Read or have someone read to/with you for 30-35 minutes. 2. Listen to or read a poem on https://www.poetry4kids.com/poems/ . 	<p>Journal Friday:</p> <p>Today is a FREE-WRITE DAY!</p> <p>Here are some ideas:</p> <ul style="list-style-type: none"> • Describe your day. • Sketch a picture and write about it. 	<p>Fluency Friday:</p> <p>Let's practice our 7's facts this week! You have learned almost all of the 7's facts already by learning your other facts but there is one more you need to learn and practice...$7 \times 7 = 49!$</p> <ul style="list-style-type: none"> • Play <u>Seal Bump!</u> • Download and print a <u>practice page</u> (or two) 	<p>Science</p> <p>Pollination and Seed Dispersal</p> <ol style="list-style-type: none"> 1. Prior to watching the video warm your scientific brain up by answering the BEFORE video questions. 2. Watch the video.

3. Try listening to this poem, [I Let My Sister Cut My Hair.](#)

After reading a poem choose 2 activities from the following list:

- Read your poem repeatedly, practicing your fluency and accuracy
- Try memorizing the poem and reciting it for an audience.
- Look for figurative language. Did you notice any similes, metaphors, alliterations, or personification?
- Draw a picture of what you visualized while reading the poem
- Look for rhyme, repetition, and rhythm
- **Write one notebook page about how the poem made you feel. What did you wonder? Did you make any**

- You just listened to or read a poem on [poetry4kids.com](#). Choose a topic and write a short poem about it.

- Choose an emotion and write about a time I was happy / sad / angry / scared / embarrassed / surprised ...

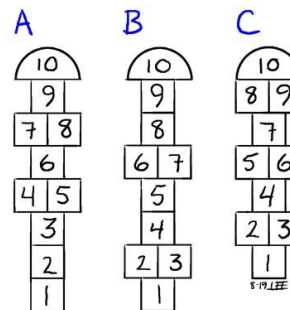
- Think of an important **FIRST TIME** in your life and describe it:
Here are some ideas:

rode a bike, learned to swim, won a trophy, went on a scary ride

- If I could have any job, I would choose to be a _____ because ...
- Create your own story.

that focuses on multiplying by 7.

- Play Multiplication Squares.
- Choose your favorites from the list of Fact Fluency games on the Foxborough math website. Suggestion: choose 7's facts if it gives you the option.
- Play Fluency Hopscotch! Draw a hopscotch board on your driveway or sidewalk (see examples below). Don't forget to add a square for 0! Toss a small object onto the hopscotch board and hop to that square. Multiply that number by 7!



How do you hop?

Copyright©2008 Nicole Lee
<http://LeesDoodles.blogspot.com>

3. Answer the AFTER video questions.

Or Read an [article](#) about this topic.

[Experiment Seed Dispersal Activity](#)

Exit Ticket

Level 1

What are two ways that seeds move from one place to another?

Level 2

What is a pollinator? Draw and label two examples.

Level 3

Why do plants need to move their seeds from one place to another?

	connections? What feeling did you get while reading the poem?			
--	--	--	--	--

Digital Learning Links

[Storyline Online](#) - This website provides families with stories they can access online.

[TumbleBook](#) - This website gives your student access to online books at the Boyden Library! Some can be read aloud to them and some on their own. This site requires your school's Card#.

Igo: Card# 23328000433274

Taylor: Card# 23328000433241

Burrell: Card# 23328000433241

[Abdo Digital](#) - This website provides families with stories they can access online.

[National Geographic Kids](#) - This is a great resource for nonfiction magazine articles.

[Scholastic News Magazine](#) - Choose a nonfiction article to read on a topic of interest.

[Math Problem of the Day](#) - Children can begin their math routine with a problem of the day. Click grade 3 or try a grade below or higher!

[Buzz Online Classroom](#) - Children can log in using their typical computer logon credentials. Complete a math journal or two.

[Foxborough Elementary Math Website](#) - These are links to games that allow children to practice the math concepts that we have learned in class so far. Currently, we are in the fraction unit, but children are free to explore any of the previous skill categories as well)

[Elementary Literacy Website for Families](#) - Families can support their readers at home with a wide range of resources located here. Check out the “Trick Word Practice” videos for K-3 students under the “To Do at Home” heading.

[Typing Club](#) - Practice typing skills.

[Go Noodle for Families](#) - Choose from a variety of videos to get some exercise in. It’s free to join.

[Freckle](#) (available in some classrooms)

Just For Fun!!

[Fun Extra Activities](#) - Here are some fun things you may consider doing as a family for “homework” this week.