

Dear Third Grade Families,

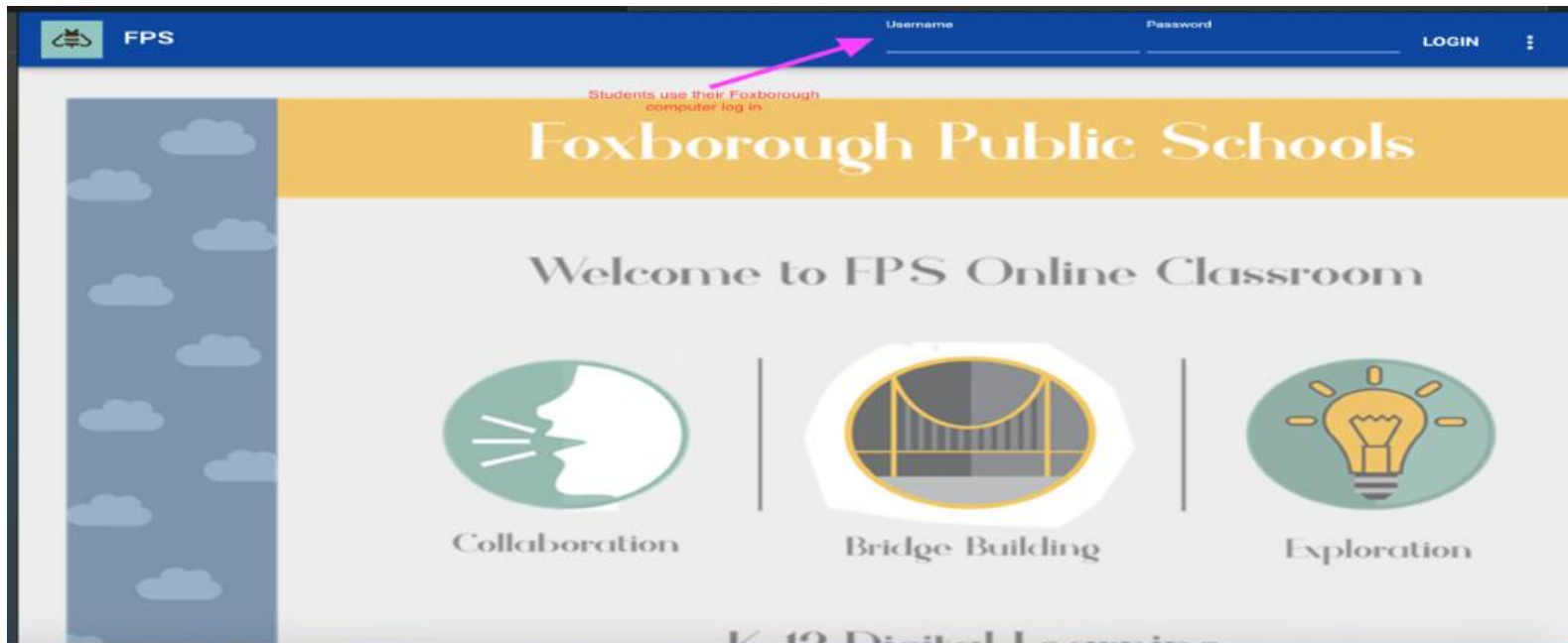
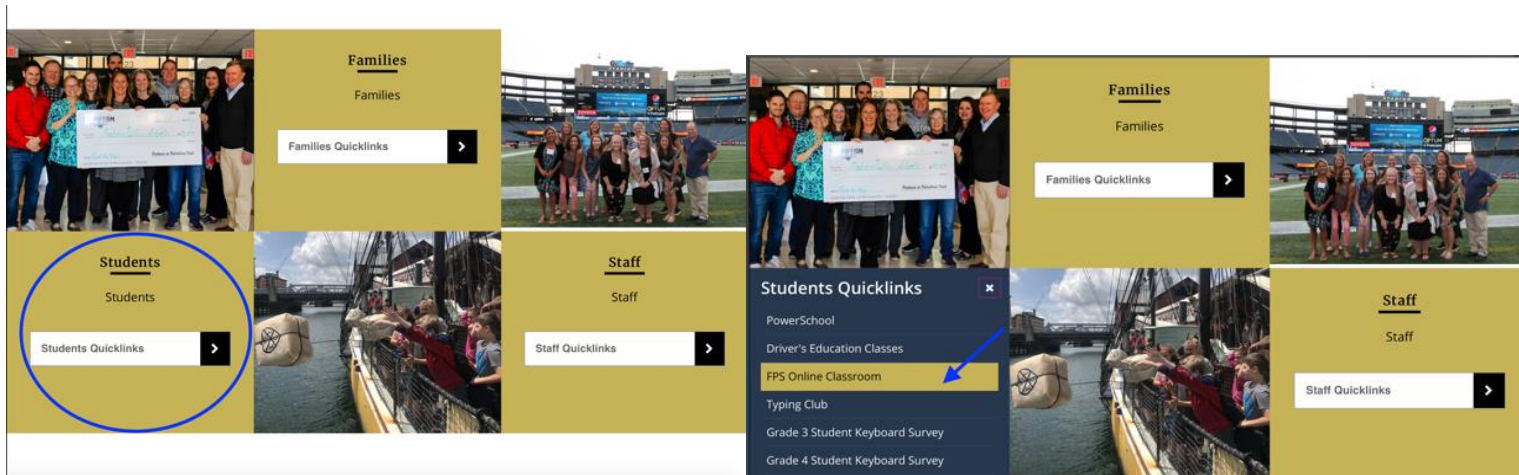
We hope that all of you enjoyed a nice long weekend. We just wanted to remind families that we will be continuing remote learning through April Vacation. However, today, Monday, April 20, 2020 is a holiday and will not include remote learning or office hours. Please do not hesitate to reach out to your child's teacher with any questions regarding the activities and assignments. As a reminder, third grade teachers will have "office hours" from 10:30-11:30 every weekday and we will NOT be conducting Zoom conferences with students. Math specialists, reading specialists and special education also have office hours every day from 8:30-9:30 should you need to reach out to them as well.

Please remember to visit the [Covid-19 Resource Page](#) that has been added to the Foxborough Public Schools homepage.

The information on that page details our Remote Learning Plan and clarifies the required and optional learning activities. As we enter this week, we are transitioning to including two must do assignments.

- Students will complete **TWO MUST DO** assignments this week. Both assignments are clearly highlighted at the top of this week's learning plan.
- Students will be using an online platform called Buzz to complete both must do assignments. Students are familiar with logging in and using this, but here is a quick refresher.

Go to the Foxborough Public Schools homepage. Scroll down to Student QuickLinks. Reminder: You will be logging in the same way that you do to get onto the computer in school. Children that were new to the school may need to include **aaa** after your lunch number for the password.



- If you need clarification about which assignments are the “**MUST DOs**”, how to access or use the Buzz platform, or your child’s log in information please reach out to your child’s teacher during their office hours

Teachers will be providing feedback to students about their assignment through the Buzz platform. We are asking that students have the math assignment complete by Thursday and the reading assignment completed by Friday so that teachers have enough time to respond to each student. The rest of the learning activities are provided for learning and enrichment and do not need to be given to your child’s teacher. The amount of may do assignments is completely up to you as we realize that some families want more, and others are feeling a bit overwhelmed. We will clearly indicate which assignments are required and are available to answer any of your questions.

As always, the health and wellbeing of our students and their families is our priority. Please let us know how we can continue to support you during this time. Our hearts are with our students and we miss them!

Fondly,

The Third Grade Team

## Grade 3 Resources

The following activities will support all students in reviewing and practicing skills that they have most recently been working on in class.

---

**Week of: April 21st-April 25th**


### **MATH MUST DO ASSIGNMENT: DUE Thursday**

**This is a required assignment and will be submitted online to your child's teacher.**

Visit the **FPS Online Classroom (Buzz)** to locate the assignment (if you need help with access, contact your child's teacher during their office hours).

**Assignment:**

- In Buzz, find the math activity with the image shown below.
- Respond to the questions in Buzz. Be sure to use math vocabulary in your response. Your response should be at least two complete sentences. If you choose to draw your response, you may upload a photo in the response box.
- When your response is done, you can submit it to your teacher. Your teacher will read your response and provide feedback to you on Buzz.



## **ELA MUST DO ASSIGNMENT: DUE FRIDAY**

**This is a required assignment and will be submitted online to your child's teacher.**

**Visit the FPS Online Classroom (Buzz) to locate the assignment (if you need help with access, contact your child's teacher during their office hours).**

### **Assignment:**

- In Buzz, you will be able to read the folktale **The Tree of Magical Leaves: a Chinese story**
- After reading the story, please respond to the Writing Prompt. Your response should be in paragraph form and contain:
  - a topic sentence,
  - evidence from the story to support your answer
  - a closing sentence.
- When your response is done, you can submit it to your teacher. Your teacher will read your response and provide feedback to you on Buzz.
- Please review this video about theme before you do your work. You may also listen to the story as well. The button is below the story.

## ***MAY DO ACTIVITIES:***

If you are looking for *additional* learning activities for your child, this is a *suggested* plan. The activities below are NOT required and work from these activities should not be submitted to teachers. You and your child can pick and choose as needed.

	<b>Reading</b>	<b>Writing</b>	<b>Math</b>	<b>Science/Social Studies</b>
<b>M O N D A Y</b>				
<b>T U E S D A Y</b>	<ol style="list-style-type: none"> <li>1. Read or have someone read to/with you for 30-35 minutes.</li> <li>2. Read <a href="#">Saving the Dolphins</a> from Scholastic magazine. Activity: It took many people working together to save the dolphins Nico and Blue Fields. Identify the various helpers in the article and choose</li> </ol>	<p>Do third graders need cell phones?</p> <p>Complete <a href="#">this graphic organizer</a> to help you organize your ideas.</p> <p>Once your organizer is complete, write flash draft about your opinion.</p> <ol style="list-style-type: none"> <li>1. Set your timer and write as much as you can in 3-5 minutes.</li> </ol>	<p style="background-color: yellow;"><b>Begin work on your MATH MUST DO ASSIGNMENT.</b></p> <p>Try It Tuesday:</p> <ol style="list-style-type: none"> <li>1. Today you will continue your learning of line plots. Watch this video: <a href="#">Line Plot Video</a>.</li> <li>2. Now it's your turn to create your own line plot! Look for six to eight items in your home that would measure 12 inches or less. Measure each</li> </ol>	<p><b>Science:</b></p> <ol style="list-style-type: none"> <li>1. Read through <a href="#">Kristel Pushes and Pulls</a> to review Forces and Motion from last week.</li> </ol> <p>OR</p> <ol style="list-style-type: none"> <li>2. Review Push and Pull <a href="#">here</a></li> </ol>

	<p>one of them to write a thank-you note to. In your note of appreciation, be sure to include details of how the person helped.</p> <p>3. Share your letter with someone at home.</p>	<p>Here are some <b>Sentence Starters</b>:</p> <p><i>I believe...</i></p> <p><i>Have you ever...</i></p> <p><i>Let's not forget...</i></p> <p><i>You wouldn't believe...</i></p> <p><i>If you think that's bad, ...</i></p> <p><i>Another reason...</i></p> <p><i>I don't know about you, but...</i></p> <p><i>For all these reasons...</i></p> <p><i>As you can see...</i></p>	<p>item carefully and write down your data. Using the information, you learned from the video and your measurement data make your line plot. Be sure to work neatly and include a title.</p> <p>3. Complete the line plot sheet. <a href="#">Line Plot Skill Sheet</a></p>	
<p><b>W E D N E S D A Y</b></p>	<p><b>Begin work on Must Do ELA assignment.</b></p> <p>In <a href="#">Buzz</a>, read and or listen to the Chinese folktale, <a href="#">The Tree of Magical Leaves</a>.</p> <ul style="list-style-type: none"> <li>After reading the story, please respond to the Writing Prompt. Your response should be in paragraph form and contain a topic</li> </ul>	<ol style="list-style-type: none"> <li>Re-read the article: <a href="#">Saving the Dolphins</a>.</li> <li>Complete this <a href="#">graphic organizer</a> about whether humans should be allowed to swim with dolphins.</li> </ol>	<p>Word Problem Wednesday:</p> <ol style="list-style-type: none"> <li>Solve each problem on the task cards. Be sure to show your mathematical thinking and label your answer! <a href="#">Word Problem Task Cards with Recording Sheet</a></li> </ol>	<p><b>Science:</b></p> <ol style="list-style-type: none"> <li>Either watch this <a href="#">video</a> or read <a href="#">this article</a> to review magnets and static electricity.</li> <li>Answer <a href="#">these questions</a> about the video or article.</li> <li><a href="#">Optional At Home Experiment</a></li> </ol>

	<p>sentence, evidence from the story to support your answer and a closing sentence.</p>		<p>2. Practice your word problem skills by playing <a href="#">Grand Slam Math</a>! It would be helpful to have scrap paper with you while you play.</p>	
<p><b>T H U R S D A Y</b></p>	<ol style="list-style-type: none"> <li>1. Create a fort or find a cozy spot and do some flashlight reading for 30-35 minutes</li> <li>2. Complete this <a href="#">Compound Word</a> worksheet.</li> <li>3. When you are finished, write a story with as many compound words as possible from the list and try to include a few new ones as well!</li> </ol>	<p>Should humans be allowed to swim with dolphins?</p> <ol style="list-style-type: none"> <li>1. Using your brainstorming graphic organizer from yesterday, complete <a href="#">this graphic organizer</a> to help you <b>organize and elaborate</b> on your ideas.</li> <li>2. Next, use today's organizer to write a letter to the World Society for the Protection of Animals (WSPA) convincing them of your opinion why humans should or should not be allowed to swim with dolphins. Be sure to back up your opinion with reasons and details from your graphic organizer.</li> </ol>	<p><b>REMEMBER: YOUR MATH MUST DO ASSIGNMENT IS DUE TODAY!</b></p> <p>Think About It Thursday: Grab a piece of paper or record your work in a notebook.</p> <ol style="list-style-type: none"> <li>1. The answer is 156. Create a two-step word problem that would have this answer.</li> <li>2. <math>3 \times 8 = ? \times 6</math></li> <li>3. <math>132 - 22 = 115</math> true or false</li> <li>4. <math>86 - ? = 32</math></li> <li>5. <math>? + 90 = 128</math></li> <li>6. Show 563 three different ways, be creative!</li> </ol> <p>Have fun solving this mathematical mindbender!!  <a href="#">Critical Thinking Challenge Problem</a></p>	<p><i>Social Studies:</i></p> <ol style="list-style-type: none"> <li>1. Take a <a href="#">Virtual Field Trip to Plimoth</a></li> <li>2. Click the videos and different tabs to explore the Wampanoag &amp; Pilgrim villages. You can also tour the Mayflower on this website.</li> <li>3. Answer some of the following questions and share them with someone at home or your teacher if you would like! <ul style="list-style-type: none"> <li>• Which tab or video on the virtual field trip was your favorite and why?  <i>My favorite part of the virtual field trip was _____ because _____.</i></li> </ul> </li> </ol>



		<p>Here are some <b>Sentence Starters</b>:</p> <p>I believe...</p> <p>Have you ever...</p> <p>Let's not forget...</p> <p>You wouldn't believe...</p> <p>If you think that's bad, ...</p> <p>Another reason...</p> <p>I don't know about you, but...</p> <p>For all these reasons...</p> <p>As you can see...</p>		<ul style="list-style-type: none"> <li>• Would you rather live in a Pilgrim village or a Wampanoag village? <i>I would rather live in _____ because _____.</i></li> <li>• What is something you learned from the virtual field trip? <i>Something I learned on the virtual field trip was _____.</i></li> </ul>
<p><b>F R I D A Y</b></p>	<p><b>REMEMBER: YOUR ELA MUST DO ASSIGNMENT IS DUE TODAY!</b></p> <ol style="list-style-type: none"> <li>1. Read or have someone read to/with you for 30-35 minutes.</li> </ol>	<p><b>Journal Friday:</b></p> <p>Today is a <b>FREE-WRITE DAY!</b></p> <p>Here are some ideas:</p> <ul style="list-style-type: none"> <li>• Describe your day.</li> </ul>	<p>Fraction Friday:</p> <ol style="list-style-type: none"> <li>1. Watch the video of the reading <a href="#">Hershey Milk Chocolate Bar Fraction</a></li> </ol>	<p><b>Social Studies:</b></p> <ol style="list-style-type: none"> <li>1. Read this <a href="#">article</a> about Wampanoag and Pilgrim children and how they played.</li> </ol>

2. Listen to or read a poem on <https://www.poetry4kids.com/poems/> or
3. Listen to the poem by Shel Silverstein called [Dirty Face](#).

After reading a poem choose 2 activities from the following list:

- Read your poem repeatedly, practicing your fluency and accuracy
- Try memorizing the poem and reciting it for an audience.
- Look for figurative language. Did you notice any similes, metaphors, alliterations, or personification?
- Draw a picture of what you visualized while reading the poem
- Look for rhyme, repetition, and rhythm
- **Write one notebook page about how the poem made you feel. What did you wonder? Did you make any connections? What**

- Sketch a picture and write about it.
- Describe a day when you were grouchy. What made you so grumpy and how did you get in a better mood?
- Imagine you could snap your fingers and be anywhere else in the world. Write about where you'd go.
- If you could be the main character from your favorite book, who would you be? Write about an adventure you might have.
- What is your favorite room in your home and why?
- Climbing trees is...
- If you were in charge of managing the zoo, which animals would you spend most of your time with?
- Create your own story

2. Choose one of the following CER problems to complete: [CER 1](#) [CER 2](#)

Choose one of the games below to play

- Fraction War- Using a deck of cards (Ace through nine) play a fun game of war with fractions. Deal the entire deck out to each player. Each player turns over two cards and places the smaller number as the numerator and the larger number as the denominator. Each player reads their fraction out loud- whichever player has the larger fraction wins that round and keeps all the cards. Play continues until all the cards are gone. Whoever has the most cards wins!
- [Equivalent Fractions Bingo](#)
- [Fraction Number Line Game](#)

This [equivalent fraction chart](#) may help you with these activities.

## 2. Create a Game:

- Decide if you would rather create a Pilgrim or a Wampanoag game for children.
- Use the information you learned from the virtual field trip or the article.
- Make up a game and a name for your game that the children could have played.
- Describe the game in steps or in a paragraph. Make sure to include the materials the children would need and the directions to the game.
- The game can be a game you play now but that you change to include materials the children would have had in the 1600s.
- Share your new game with your teacher or save it to share with your classmates when we see each other again!

	feeling did you get while reading the poem?			
--	---------------------------------------------	--	--	--

## Digital Learning Links

[Story Online](#) (provides families with stories they can access online)

[TumbleBook](#) (this website gives your student access to online books at the Boyden Library! Some can be read aloud to them and some on their own. Enter card # (each school has its own library card # found on the school's library website.)

[Scholastic News Magazine](#) (choose a nonfiction article to read on a topic of interest.)

[Math Problem of the Day](#) (children can begin their math routine with a problem of the day. Click grade 3 or try a grade below or higher!)

[Buzz Online Classroom](#) (children can log in using their typical computer logon credentials. Complete a math journal or two.)

[Foxborough Elementary Math Website](#) (these are links to games that allow children to practice the math concepts that we have learned in class so far. Currently, we are in the fraction unit, but children are free to explore any of the previous skill categories as well)

[Typing Club](#) (practice typing skills)

[Go Noodle for Families](#) (choose from a variety of videos to get some exercise in. Free to join)

**Freckle** (available in some classrooms)

## Just For Fun!!

**Fun Extra Activities** (Here are some fun things you may consider doing as a family for “homework” this week)